


High Voltage Battery 7.5 to 20 kWh

Ai-HB G2 Series



Models:

Ai-HB 075A	Ai-HB 150A
Ai-HB 100A	Ai-HB 175A
Ai-HB 125A	Ai-HB 200A



Safety

- Modular design with plug-in connections
- Quick connections between battery and inverter
- Quick & easy-to-install with basic tools
- Steady and anti-dumping design



Reliable

- IP65 rated design
- Cell-level monitoring
- LFP safe technology
- All-round BMS protection



User-friendly

- Stackable and Expandable up to 20.48 kWh (supporting 8 modules per unit)
- Multi-use applications: self-consumption, peak shaving, time of use tariffs
- Online monitoring via Solplanet apps

Technical Datasheet

Ai-HB 075A

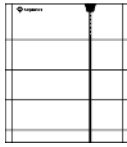
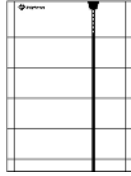
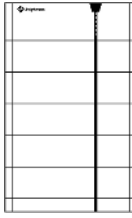

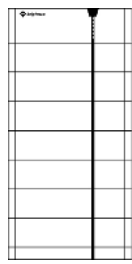
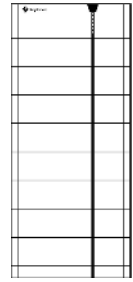
Ai-HB 100A

Ai-HB 125A

Ai-HB 150A

Ai-HB 175A

Ai-HB 200A

Battery designation						
Battery module	HB051050A					
Cell type	LiFePO4					
Module quantity	3	4	5	6	7	8
Rated capacity	50 Ah					
Nominal energy ¹	7.68 kWh	10.24 kWh	12.8 kWh	15.36 kWh	17.92 kWh	20.48 kWh
Usable energy ²	6.91 kWh	9.21 kWh	11.52 kWh	13.82 kWh	16.12 kWh	18.43 kWh
Nominal voltage	153.6 V	204.8 V	256 V	307.2 V	358.4 V	409.6 V
Operating voltage	120 V ~ 175.2 V	160 V ~ 233.6 V	200 V ~ 292 V	240 V ~ 350.4 V	280 V ~ 408.8 V	320 V ~ 467.2 V
Max.charging current	25 A					
Max.discharging current	30 A					
Rated charging / discharging power	3.84kW	5.12 kW	6.40 kW	7.68 kW	8.86 kW	10.24 kW
Max.charging power	3.84kW	5.12 kW	6.40 kW	7.68 kW	8.86 kW	10.24 kW
Max.discharging power	4.61 kW	6.14 kW	7.68 kW	9.22 kW	10.75 kW	12.29 kW
Dimensions (W / D / H)	540*390*600 mm	540*390*730 mm	540*390*860 mm	540*390*990 mm	540*390*1120 mm	540*390*1250 mm
Weight	106.5 kg	137 kg	167.5 kg	198 kg	228.5 kg	259 kg
Battery module weight	30.5 kg					
Installation location	Indoor / Outdoor					
Mounting method	Floor mounted					
Operating temperature range	Charge: 0 ~ 50 °C Discharge: -20 °C ~ 50 °C					
Storage temperature range	-20 °C ~ 45 °C					
Cooling concept	Natural convection					
Degree of protection	IP65					
Relative humidity	5 ~ 95 %, non - condensing					
Communication	CAN					
Certification	IEC 62619 / EN 61000 IEC 62040 / UN38.3					
Life cycle ³	6000 times					
Round-trip efficiency	≥95%					

System Data

General Data

1. Nominal energy is defined under the following conditions: cell voltage 2.5~3.65V, 0.5C charge & discharge at +25°C.

2. Usable energy is defined under the following conditions: 90% DOD, 0.5C charge & discharge at +25°C. Usable energy may vary depending on discharge, charge, environmental conditions and SOC % limits defined by the user.

3. Life cycle is defined under the following conditions: 80 % DOD, 0.2C charge & discharge at +25°C.

