

Microinverter Datasheet

- HMS-600W-2T**
- HMS-700W-2T**
- HMS-800W-2T**
- HMS-900W-2T**
- HMS-1000W-2T**

Description

Hoymiles HMS-1000W series microinverters are specifically designed for mini PV systems, such as balcony systems, and feature an integrated industrial+ grade Wi-Fi module.

With the user-friendly HMS Plug and Play Cable, installation is effortless. Users can connect the microinverter directly to a socket—no complex wiring is required.

Additionally, system monitoring is simplified for the HMS-1000W series with two convenient options: real-time monitoring via Direct Connection and remote control through the S-Miles Cloud platform.

Features

01 Plug-and-play design for balcony solar systems

02 Built-in industrial+ grade Wi-Fi module for high reliability

03 Two options for monitoring and management: Direct Connection and S-Miles Cloud

04 Output power setting function to customize performance

05 Enhanced safety with rapid shutdown compliance and isolated transformer

06 High-powered microinverter with up to 1000 VA output

Technical Specifications

Model	HMS-600W-2T	HMS-700W-2T	HMS-800W-2T	HMS-900W-2T	HMS-1000W-2T										
Input Data (DC)															
Commonly used module power (W)	240 to 405+	280 to 470+	320 to 540+	360 to 600+	400 to 670+										
Maximum input voltage (V)	60	60	65	65	65										
MPPT voltage range (V)	16-60														
Min./Max. start voltage (V)	22/60														
Maximum input current (A)	2 × 12	2 × 13	2 × 14	2 × 15	2 × 16										
Maximum input short circuit current (A)	2 × 20	2 × 20	2 × 25	2 × 25	2 × 25										
Number of MPPTs	2														
Number of inputs per MPPT	1														
Output Data (AC)															
Rated output power (VA)	600	700	800	900	1000										
Rated output current (A)	2.73	2.61	2.50	3.18	3.04	2.92	3.64	3.48	3.33	4.09	3.91	3.75	4.55	4.35	4.17
Nominal output voltage/range (V)*	220/ 180-275	230/ 180-275	240/ 180-275	220/ 180-275	230/ 180-275	240/ 180-275	220/ 180-275	230/ 180-275	240/ 180-275	220/ 180-275	230/ 180-275	240/ 180-275	220/ 180-275	230/ 180-275	240/ 180-275
Nominal frequency/range (Hz)*	50/45-55														
Adjustable power factor (@nominal power)	>0.99 default 0.8 leading ... 0.8 lagging														
Total harmonic distortion (@nominal power)	< 3%														
Maximum units per 2.5 mm ² line**	8	9	9	7	7	8	6	6	7	5	6	6	5	5	5
HMS Plug and Play Cable (Optional)															
Connector type	HMS Field Connector														
Cable size	1.5 mm ²														
Cable length	3 m (Customizable)														
Plug type	Schuko														
Efficiency															
CEC peak efficiency	96.70%	96.70%	96.70%	96.50%	96.50%										
Nominal MPPT efficiency	99.80%														
Night power consumption (mW)	< 50														
Mechanical Data															
Ambient temperature range (°C)	-40 to +65														
Storage temperature range (°C)	-40 to +85														
Dimensions (W × H × D [mm])	261 × 180 × 35.1														

Technical Specifications

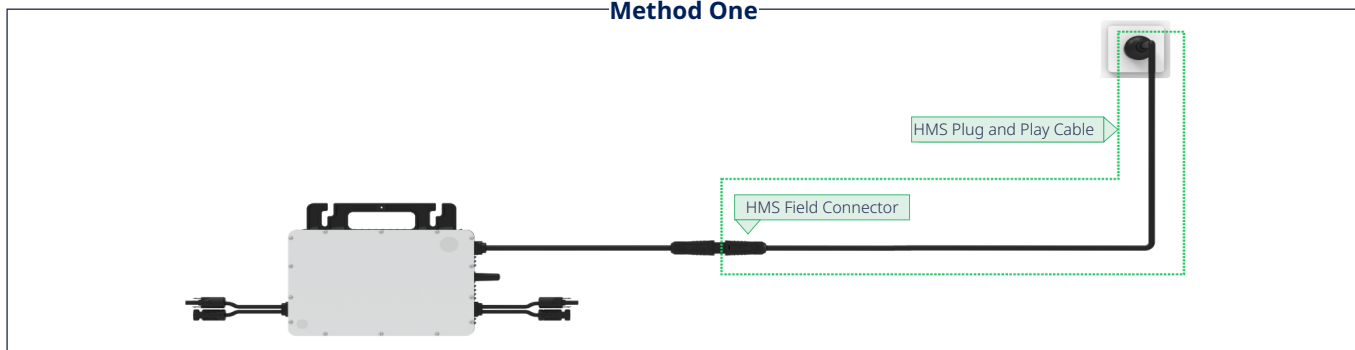
Model	HMS-600W-2T	HMS-700W-2T	HMS-800W-2T	HMS-900W-2T	HMS-1000W-2T
Weight (kg)	3.2				
Enclosure rating	Outdoor-IP67				
Cooling	Natural convection – No fans				
Features					
Communication	Built-in Wi-Fi				
Topology	Galvanically Isolated HF Transformer				
Monitoring	Toolkit or S-Miles Cloud (Hoy miles Monitoring Platform)				
Compliance	VDE-AR-N 4105: 2018, EN 50549-1: 2019, VFR 2019, IEC/EN 62109-1/-2, IEC/EN 61000-6-1/-2/-3/-4, IEC/EN 61000-3-2/-3				

* : Nominal voltage/frequency range may vary based on local requirements.


** : Refer to local requirements for exact number of microinverters per AC output line.

Wiring Diagram

Method One

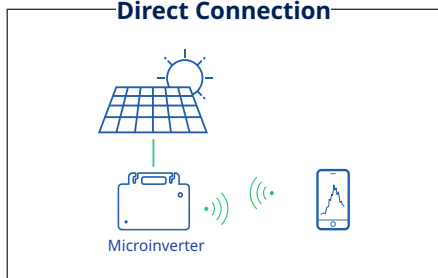


Method Two



Communication Diagram

Direct Connection



Remote Connection

